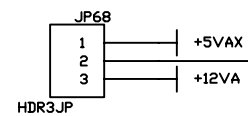
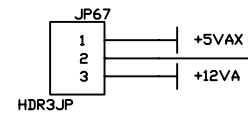
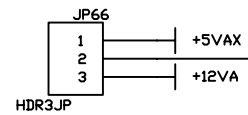
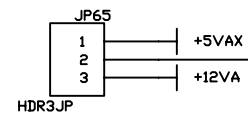
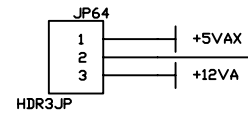
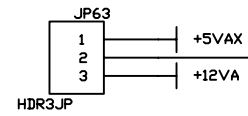
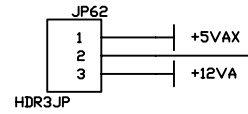
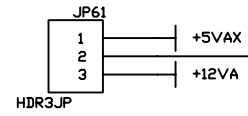


IN POWERDYNE BOX



ANA_IN9

ANA_IN10

ANA_IN11

ANA_IN12

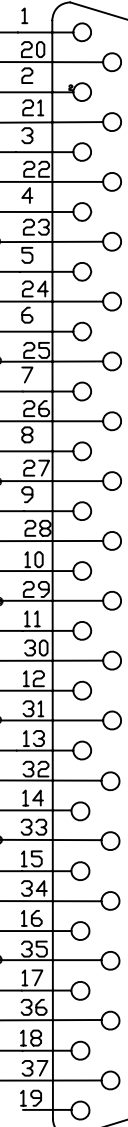
ANA_IN13

ANA_IN14

ANA_IN15

ANA_IN16

37 PIN BREAK-OUT
J37



+5VAX

+12VA



Title		
SCHEM, MUSTANG POWERDYNE		
Size	Document Number	Rev
C		A4
Date	Tuesday, June 15, 2004	Sheet 16 of 16