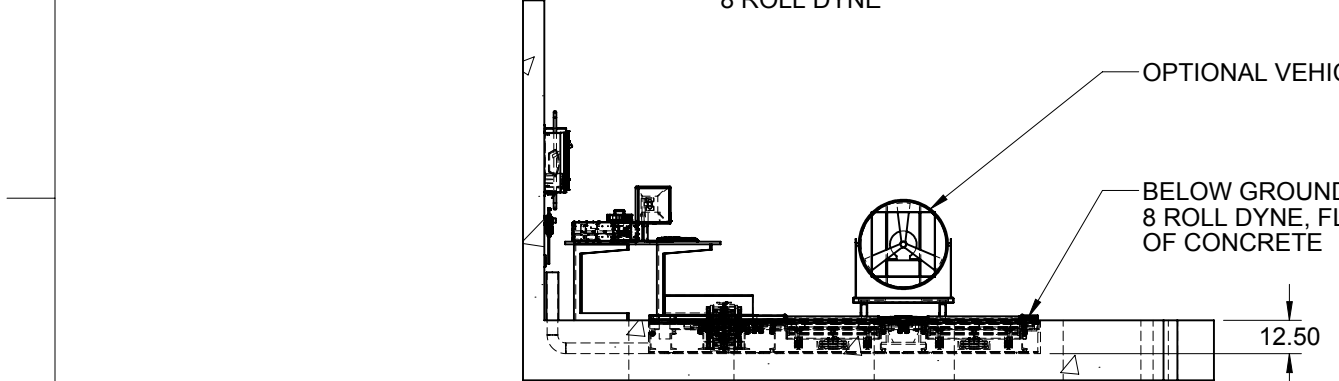
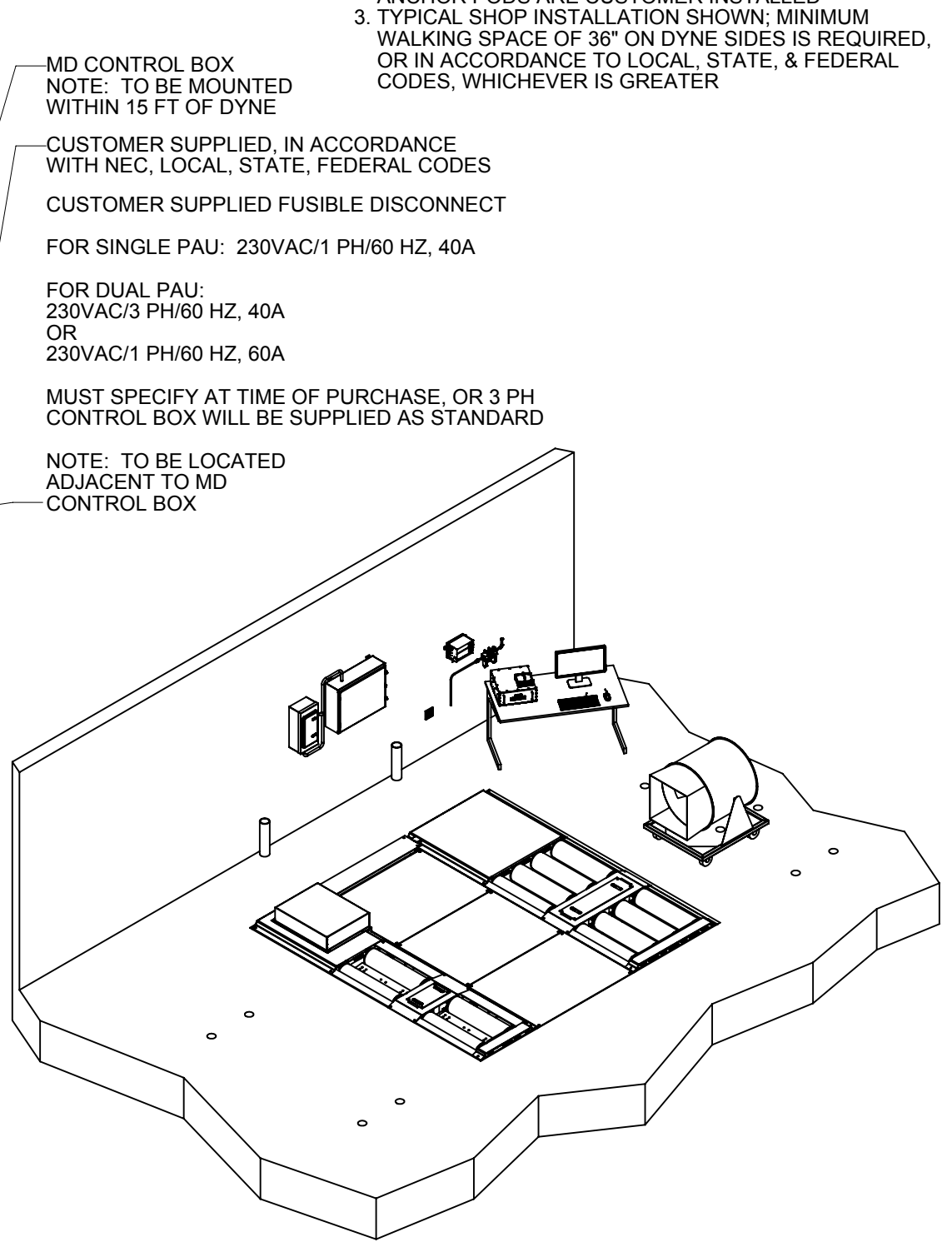
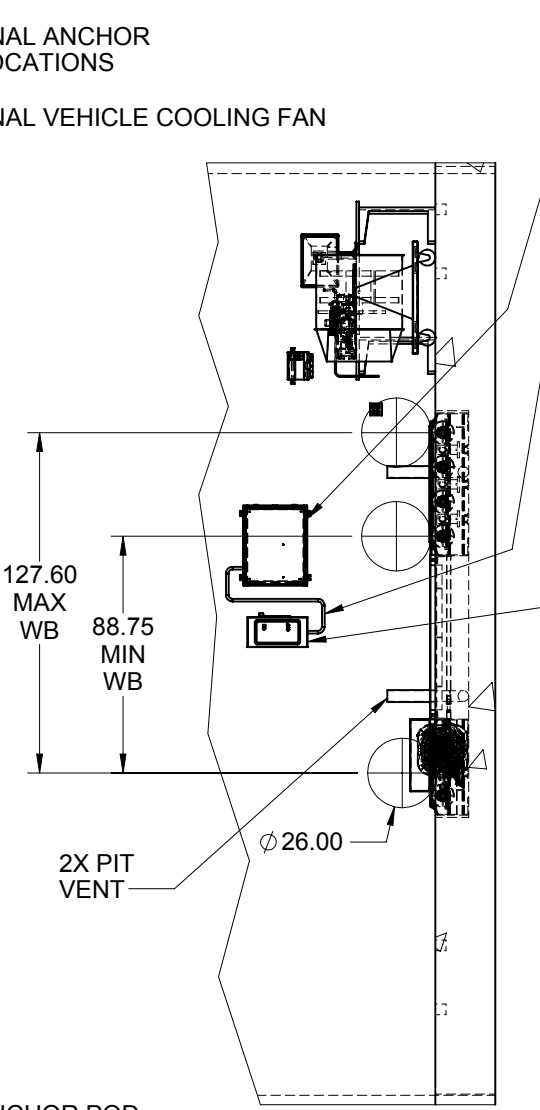
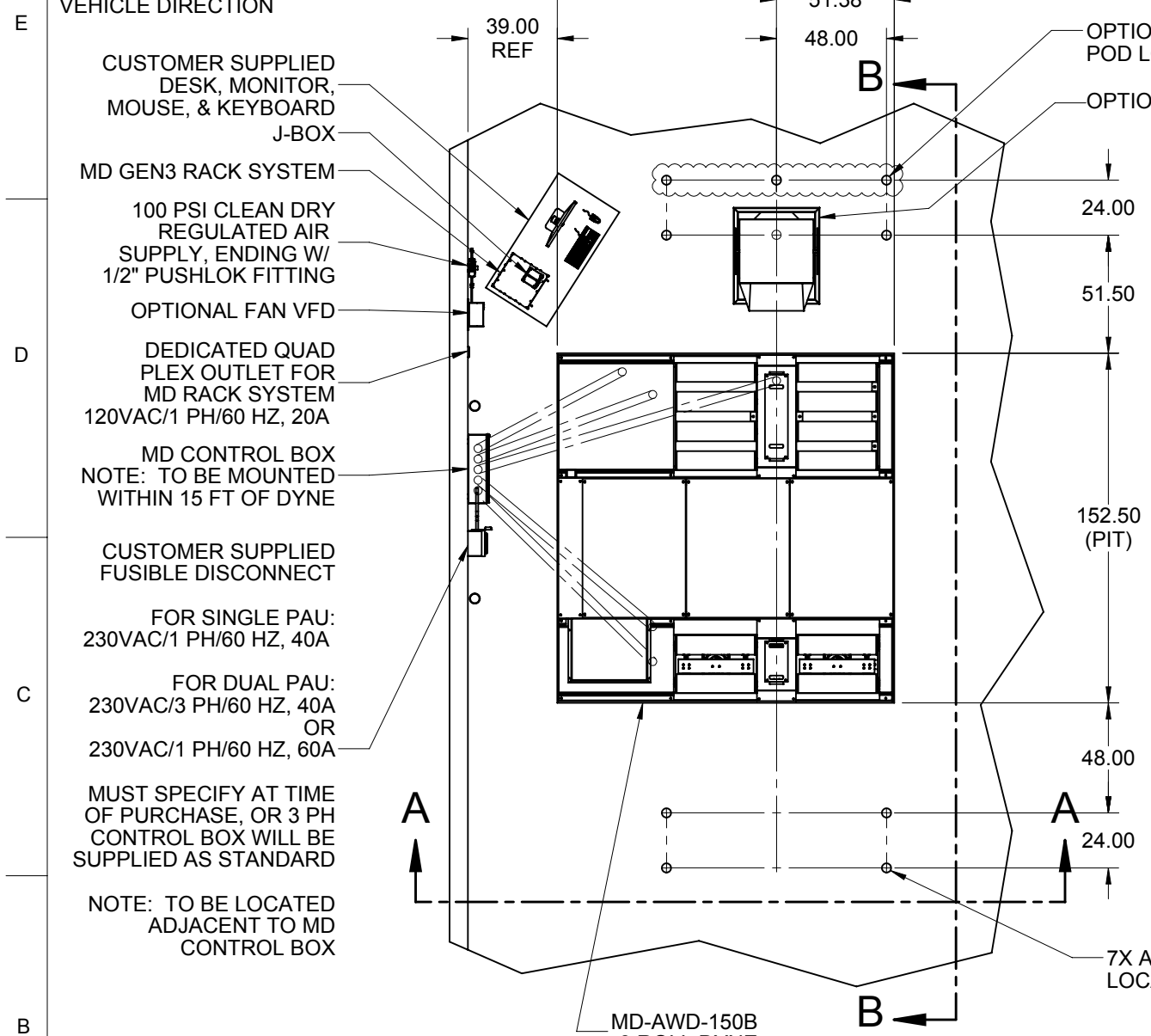




- NOTES:**
1. DIMENSIONS ARE FOR REFERENCE ONLY
  2. ANCHOR POD LOCATIONS ARE SUGGESTIONS ONLY; FINAL LOCATIONS TO BE DETERMINED BY CUSTOMER, DEPENDENT ON TEST VEHICLE & SPACE LIMITATIONS; ANCHOR PODS ARE CUSTOMER INSTALLED
  3. TYPICAL SHOP INSTALLATION SHOWN; MINIMUM WALKING SPACE OF 36" ON DYNE SIDES IS REQUIRED, OR IN ACCORDANCE TO LOCAL, STATE, & FEDERAL CODES, WHICHEVER IS GREATER



**SECTION A-A**

A	-	PROPOSAL	JB	20JUL20
REV	ECN	REVISION	BY	DATE

THIS DOCUMENT IS THE PROPERTY OF MUSTANG DYNAMOMETER AND IS DELIVERED ON THE EXPRESS CONDITION THAT IT IS NOT TO BE DISCLOSED, REPRODUCED IN WHOLE OR IN PART, OR USED FOR MANUFACTURE FOR ANYONE OTHER THAN MUSTANG DYNAMOMETER WITHOUT ITS WRITTEN CONSENT, AND THAT NO RIGHT IS GRANTED TO DISCLOSE OR SO USE ANY INFORMATION CONTAINED IN SAID DOCUMENT. THIS RESTRICTION DOES NOT LIMIT THE RIGHT TO USE INFORMATION OBTAINED FROM ANOTHER SOURCE.

<b>MD MUSTANG DYNAMOMETER</b> 2300 PINNACLE PKWY., TWINSBURG, OH 44087 TELEPHONE: (330)963-5400 FAX: (330)425-3310		TITLE: CONCEPTUAL LAYOUT, MD-AWD-150B 8 ROLL BG CHASSIS DYNE	
DO NOT SCALE DRAWING <small>UNLESS OTHERWISE SPECIFIED</small>		DRAWN: JB	DATE: 20JUL20
TOL: INCH [MM] MACH. PARTS: .XX ± .01 [.25] .XXX ± .005 [.127]	APP: JB	DATE: 20JUL20	SCALE: 1:72
FAB. PARTS: .XX ± .06 [1.52] .XXX ± .005 [.127] ANGULAR ± 1°	SIZE: B	DWG NO. 20063114	SHEET 1 OF 1
REF: 20052083		UNITS: IN[MM]	REV: A

FILE LOCATION: M:\2006(0000-4999)\20063114